



CURTAIN WALL ELEVATION

SERIES 3400

DESCRIPTION

FRAME DEPTH:
 73mm (2 7/8")
 95mm (3 5/8")
 133.5mm (5 1/4")
 190.5mm (7 1/2")
 Optional triple glazed
 135mm (5 5/16")

ALUMINUM:
 6063-T5 alloy and temper

ANODIZED:
 Clear anodized
 Champagne anodized
 Light bronze anodized
 Medium bronze anodized
 Architectural bronze
 anodized
 Dark bronze anodized
 Black anodized

ARCHITECTURAL COATING:
 P.P.G. duracron, duranar
 & duranar XL paint

OPERATING SASH:
 Series 80

HARDWARE:
 Choose as required from
 window hardware.

GLASS STOPS:
 Square caps, snap-on type.

GLAZING:
 Glazed from exterior.
 Dry glazing exterior, wet interior
 Double or triple glazed.

DESIGN:
 Designed on the "Rain Screen"
 principle.

Gaskets, sleeved spigotted joints, and
 seals to ensure no rainwater entry
 into the cavities of the system.

Air and vapour seals to limit air
 infiltration and air/vapour exfiltration
 into the cavities of the system.

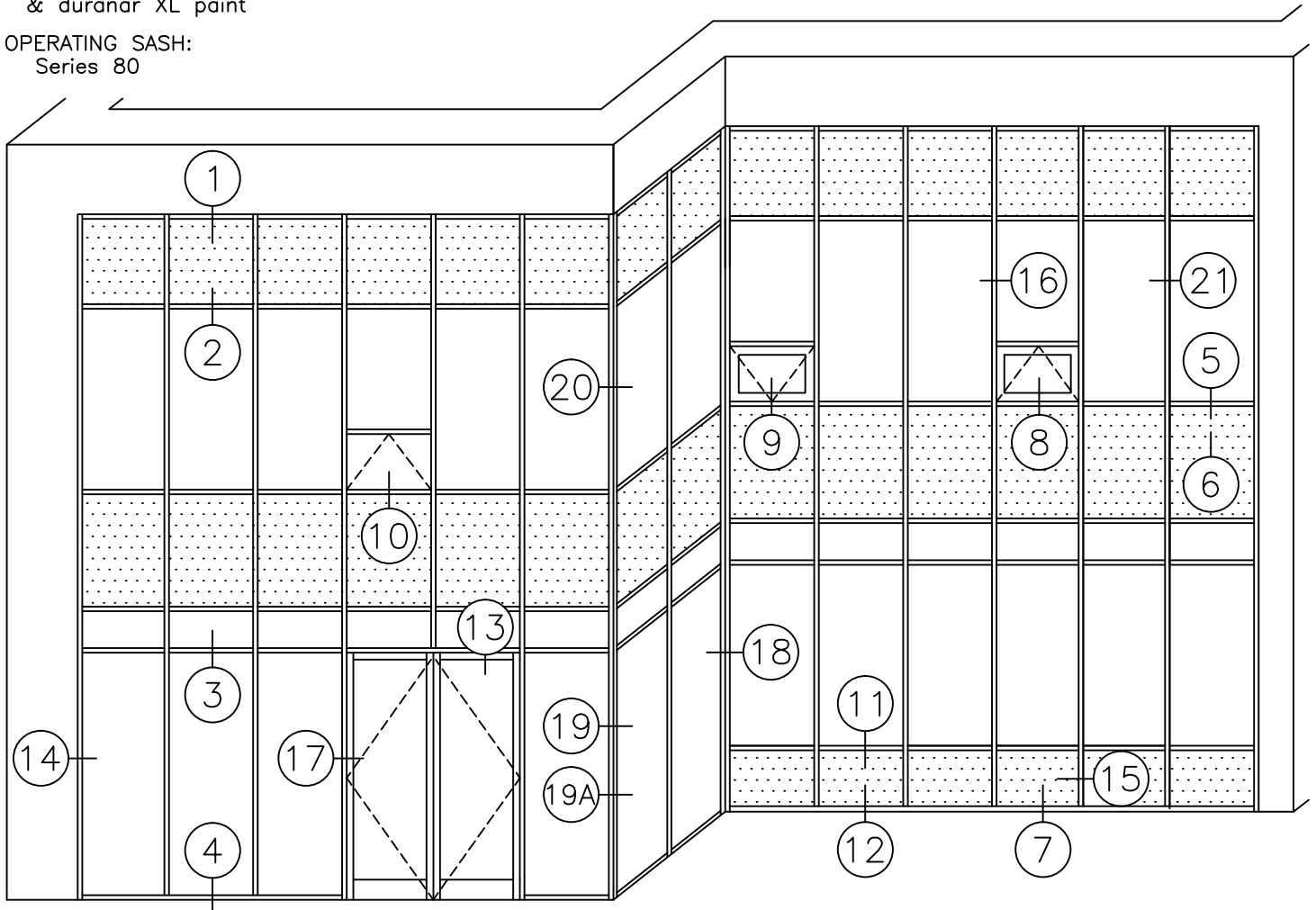
STRUCTURAL REQUIREMENTS:
 Exterior skin of vertical and sloped
 wall to a maximum stress of 1,800 kPa
 (13,000lbs.) and have a maximum
 deflection of L/175 of the span.

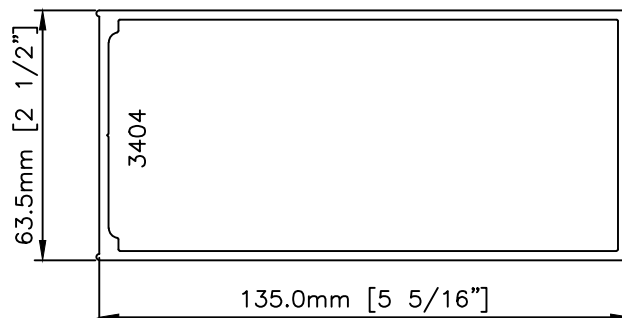
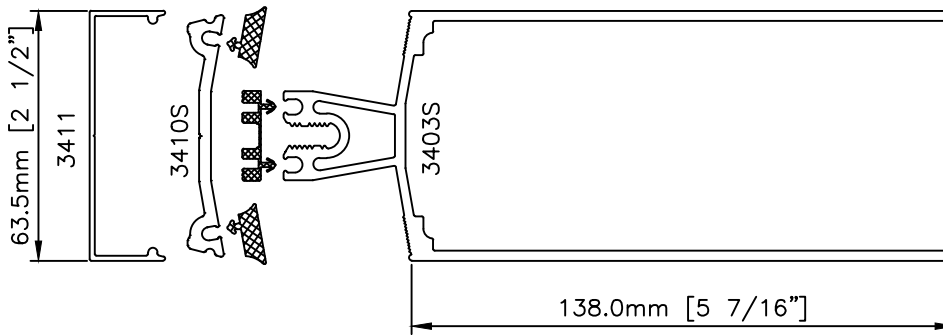
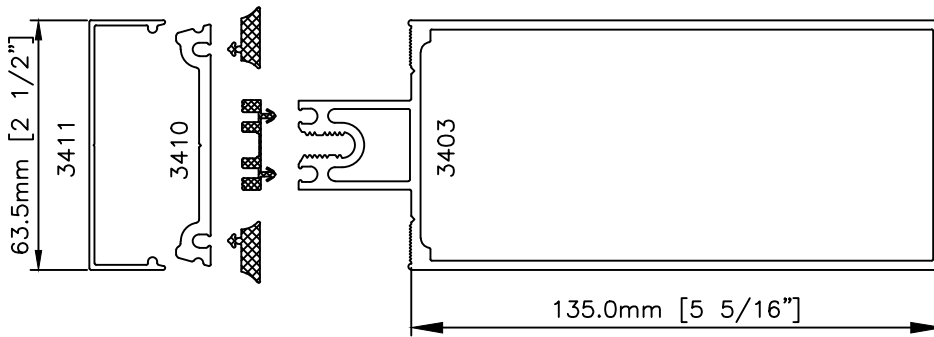
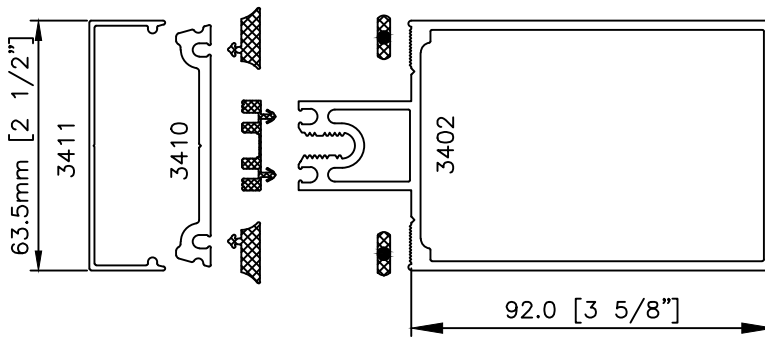
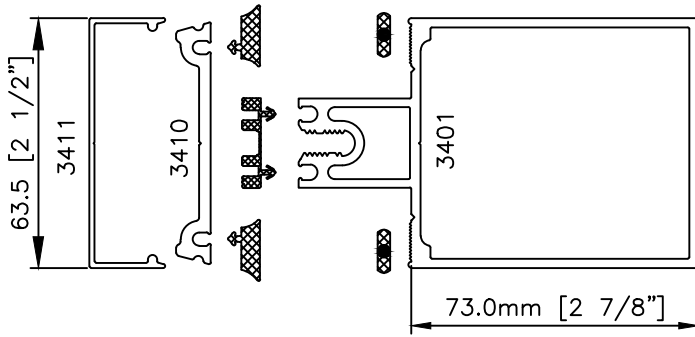
SPANDREL PANELS:
 Face: 6mm (1/4") tempered glass
 or as selected by designer.

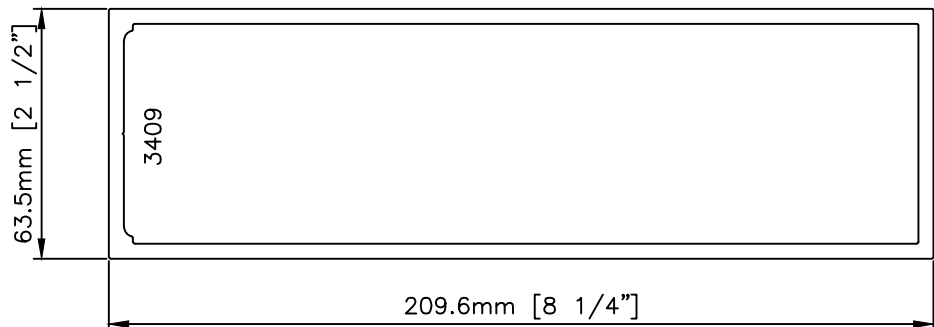
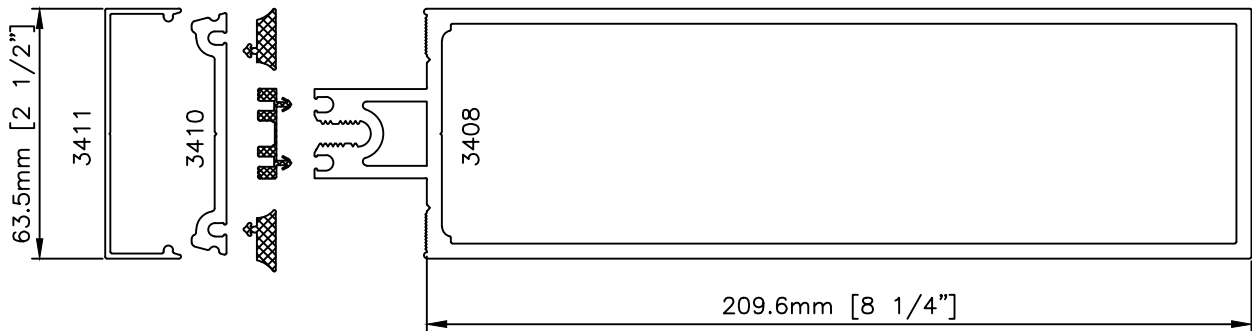
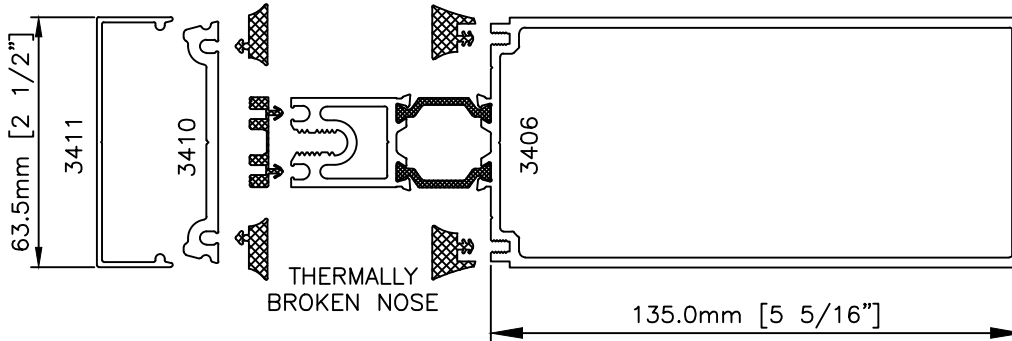
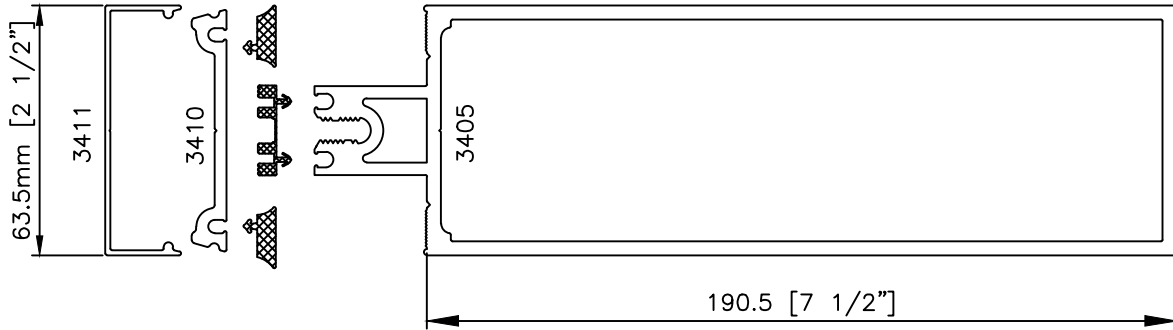
Back-up panel: 22 gauge galvanized
 steel or as selected by designer.

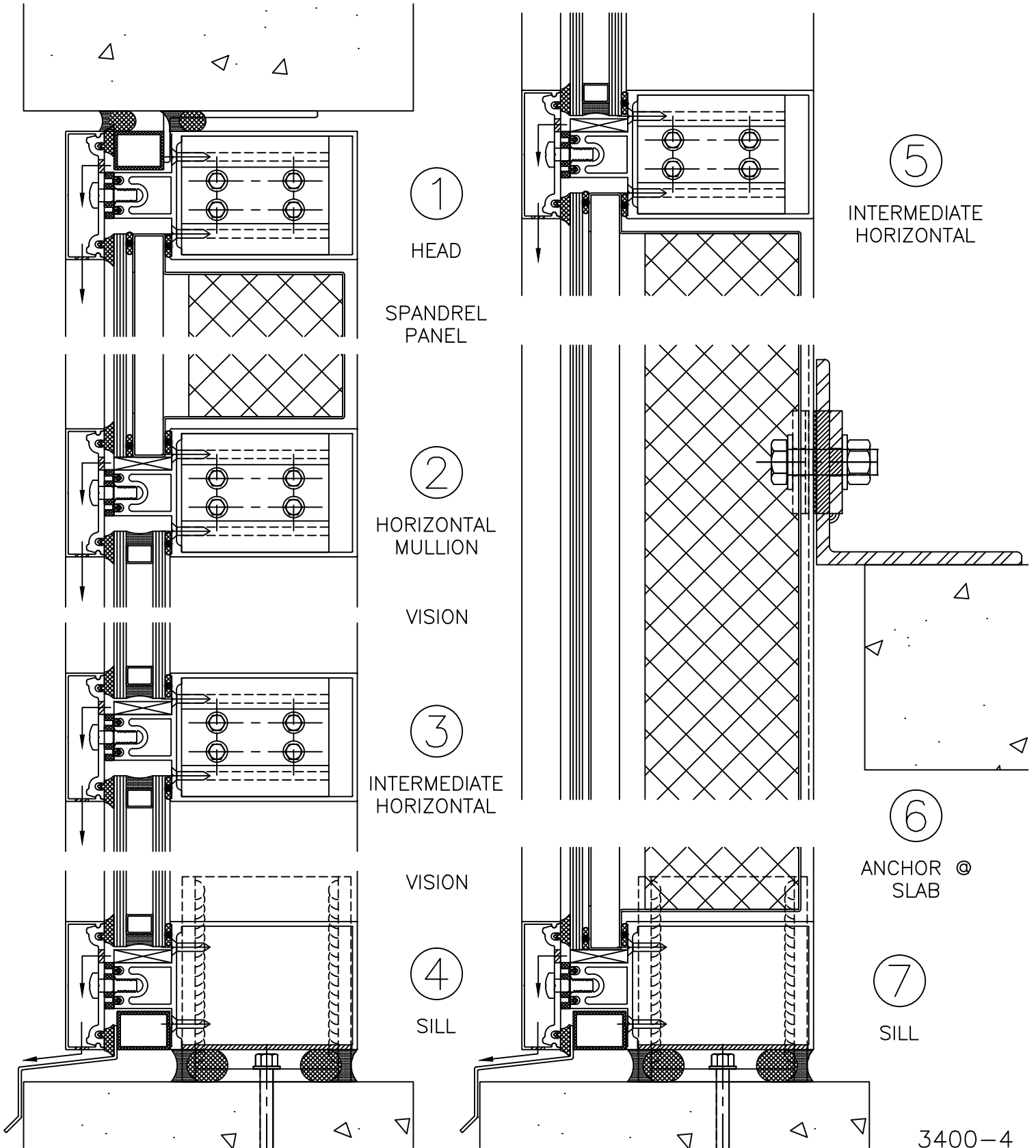
Insulation: As specified by designer to
 suit application with black coating
 behind translucent face panels.

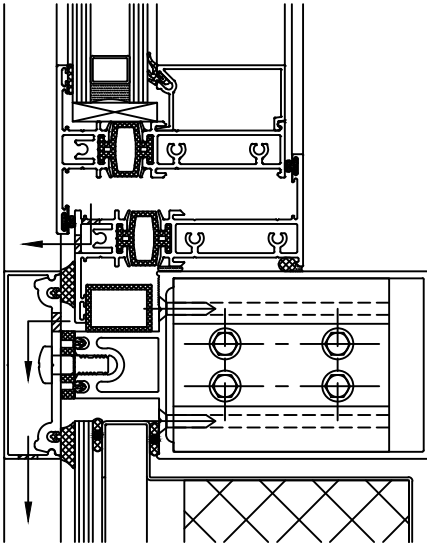
Joints caulked with high
 grade butyl sealant.





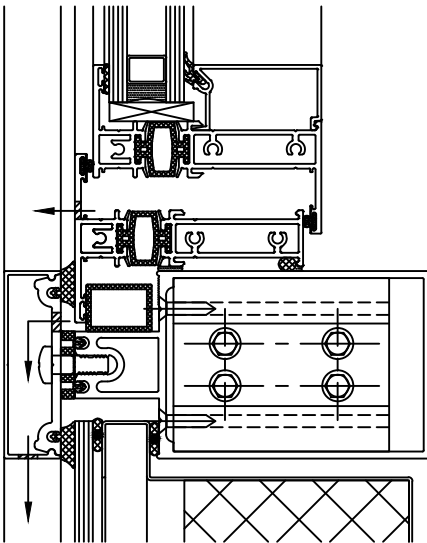






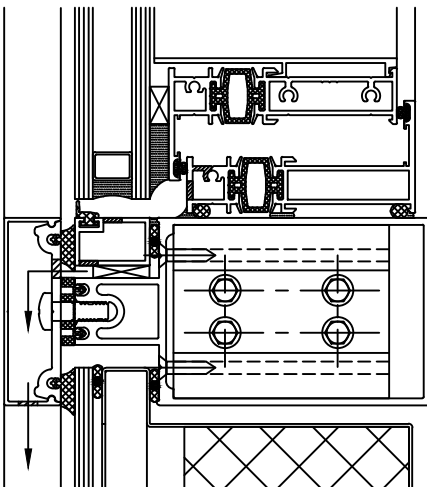
8

SERIES 80
OPEN OUT VENT



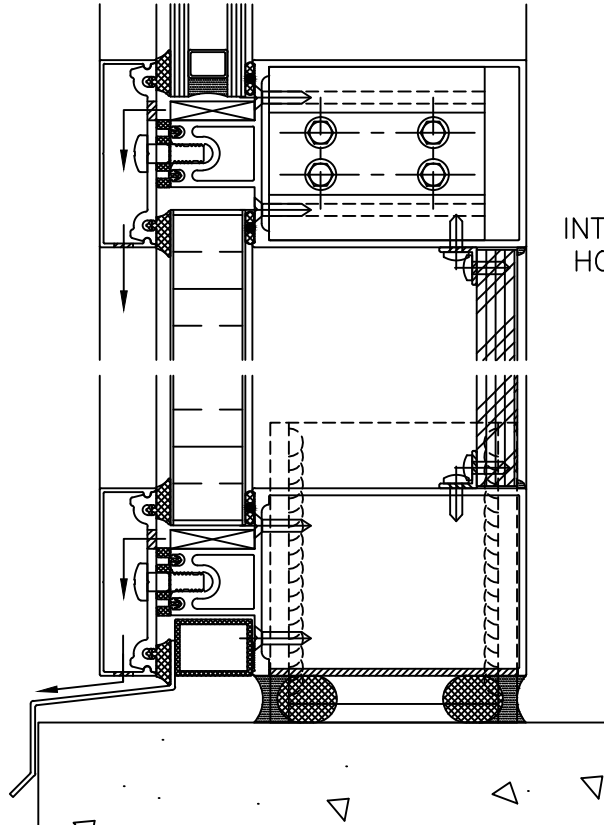
9

SERIES 80
OPEN IN VENT



10

SERIES 80
GLASS
OPEN OUT VENT



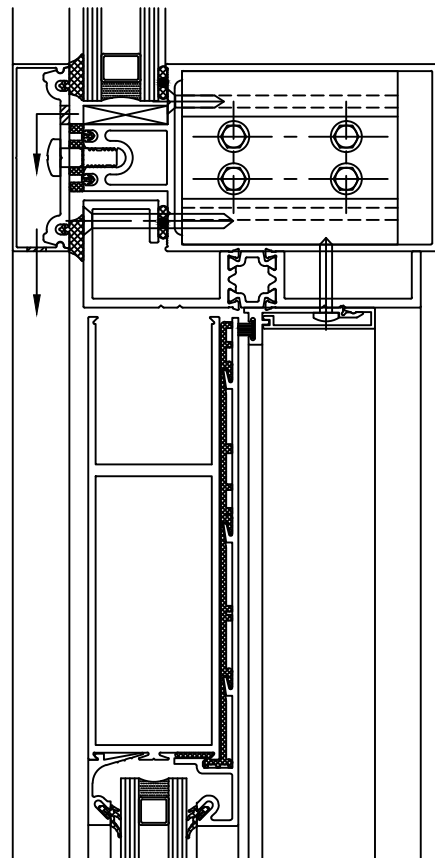
11

INTERMEDIATE
HORIZONTAL

PANEL

12

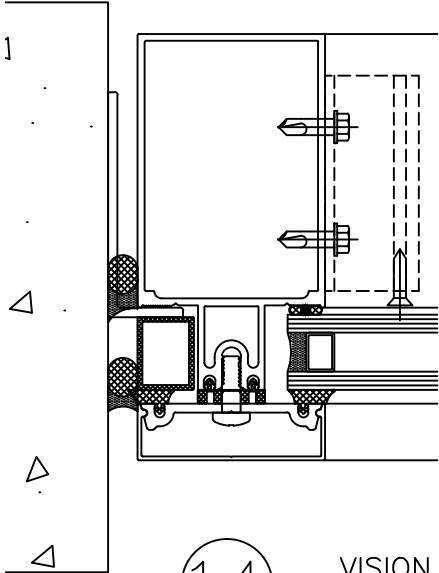
SILL



INTERMEDIATE
HORIZONTAL

13

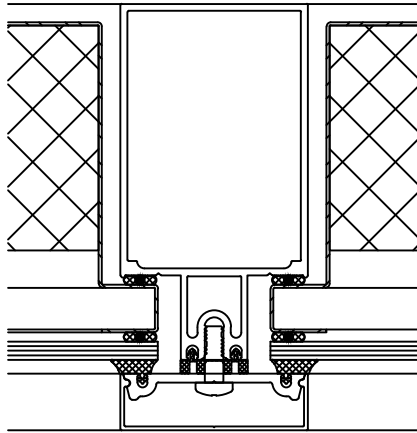
DOOR
ADAPTER



14

VISION

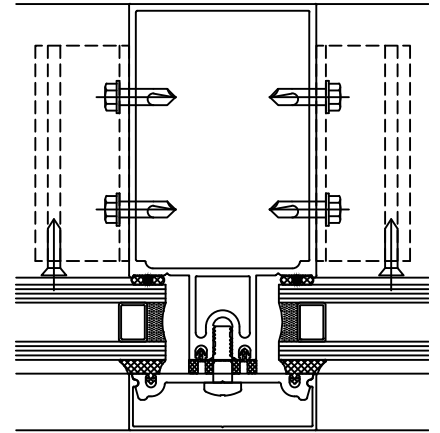
JAMB



15

SPANDREL
PANEL

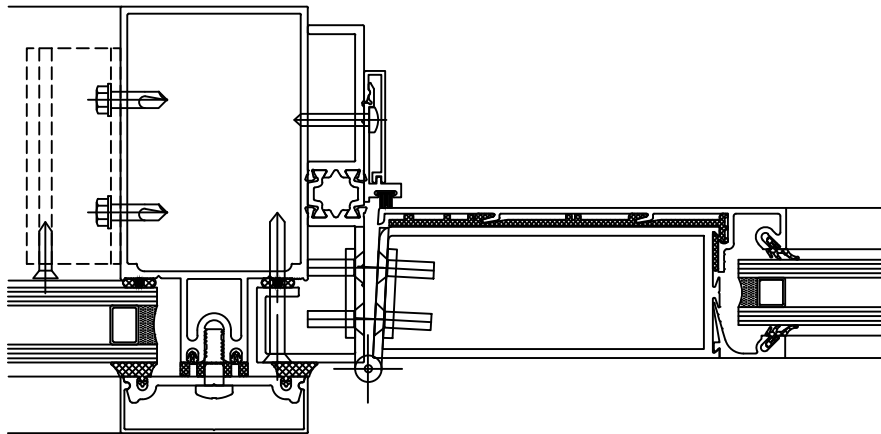
INTERMEDIATE
VERTICAL



16

VISION

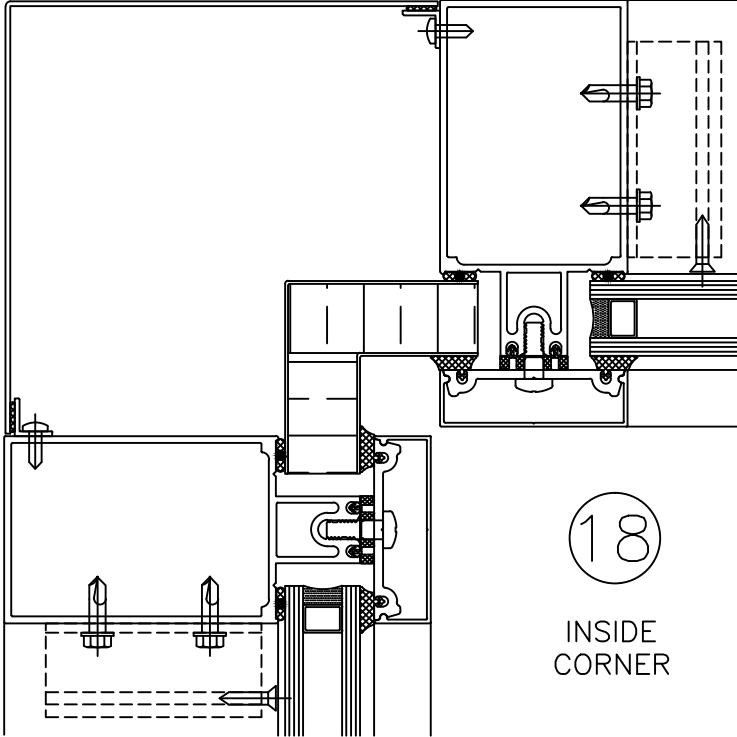
INTERMEDIATE
VERTICAL



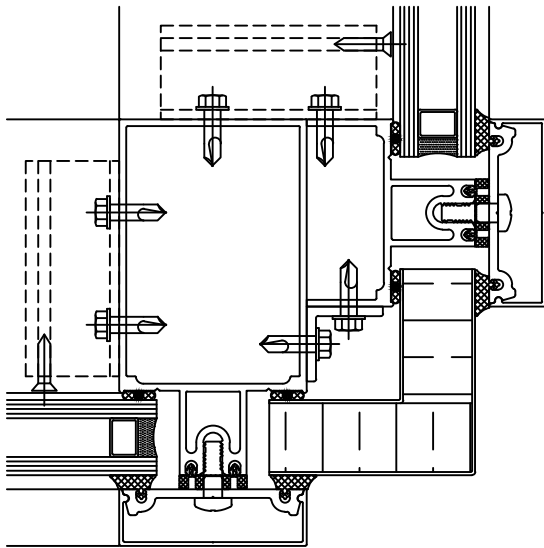
17

DOOR
ADAPTER

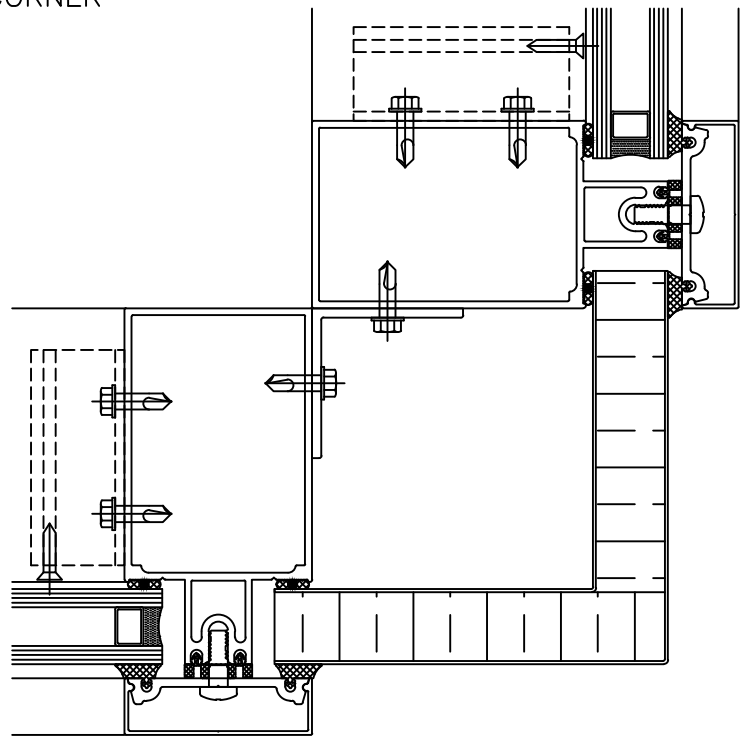
INTERMEDIATE
VERTICAL



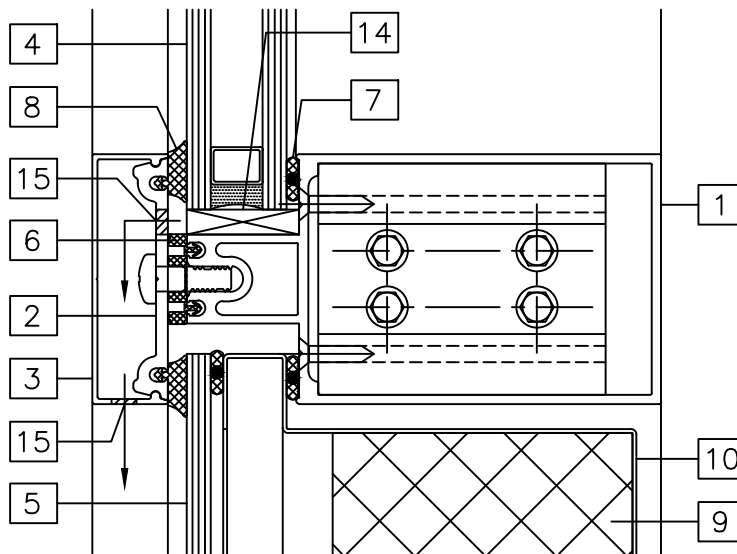
18
INSIDE
CORNER



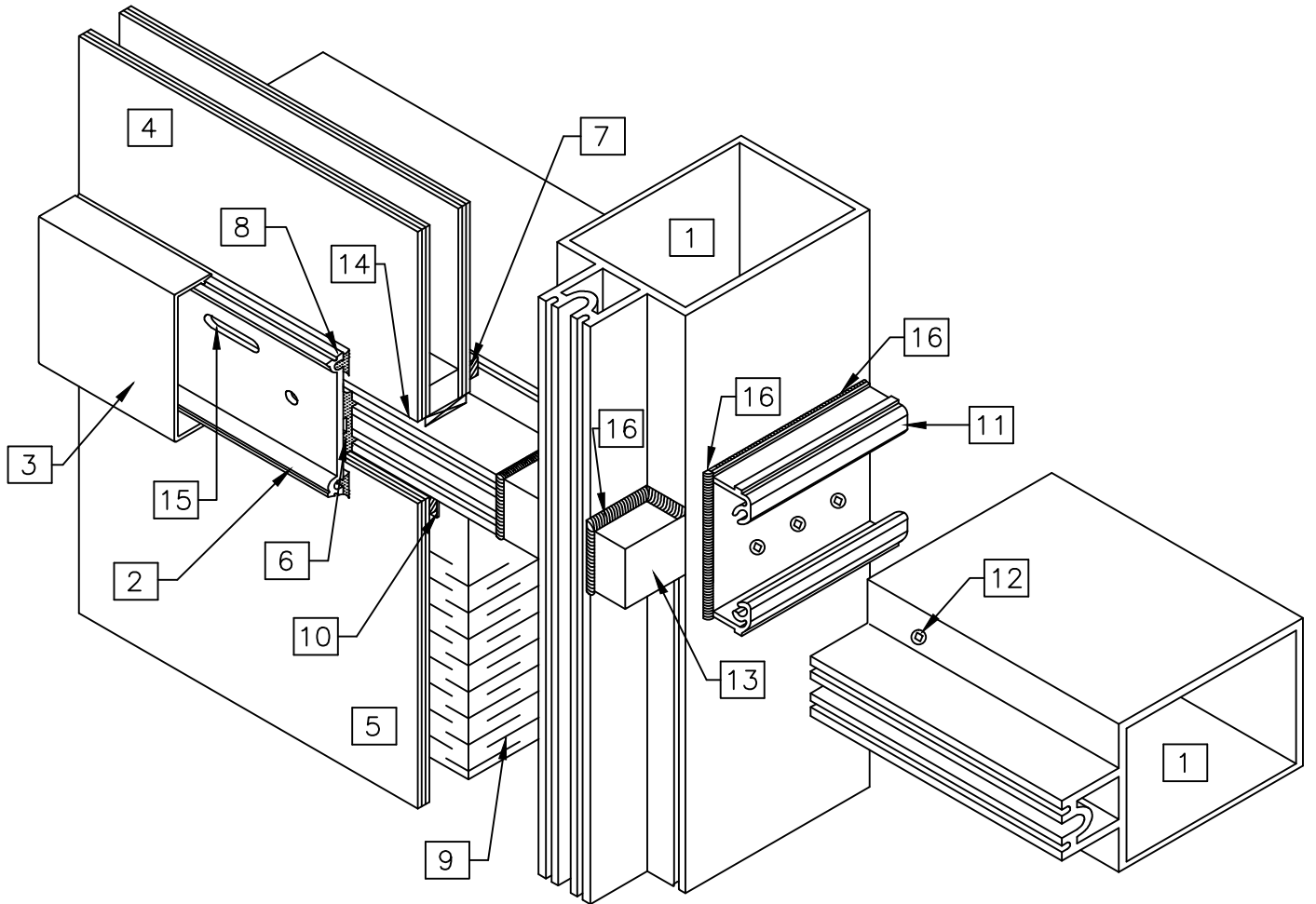
19
OUTSIDE
CORNER



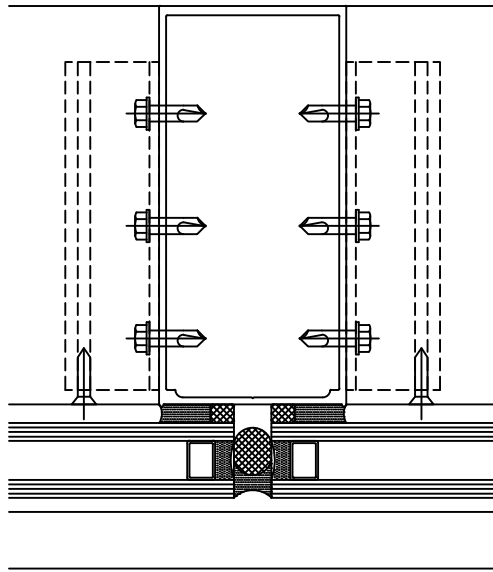
19A
OPTIONAL
OUTSIDE CORNER



- 1 2 1/2" X 3 5/8" CURTAIN WALL BACK-SECTION (PART# 3402)
- 2 PRESSURE PLATE (PART# 3410), ANCHORED @ 6" O/C WITH 1/4-20 X 3/4" SCREW (PART# 2462)
- 3 2 1/2" X 3/4" SNAP ON CAP (PART# 3411)
- 4 THERMAL UNITS
- 5 SPANDREL PANEL
- 6 PVC THERMAL BREAK (PART# C-1013)
- 7 POLY SHIM GLAZING TAPE 3/16" X 1/2" X 1/8" SHIMM (INTERIOR PRIMARY SEAL)
- 8 EPDM GLAZING SPLINE, EXTERIOR SECONDARY WEATHER SEAL (PART # C-1009)
- 9 AF530 SEMI-RIGID INSULATION
- 10 22 GAUGE GALVANIZED STEEL BACKPAN
- 11 SHEARBLOCK (PART# 3421), ANCHORED WITH 3 - #10 X 5/8" SCREW (PART# 2521)
- 12 #10 X 3/4" ASSEMBLY SCREW (PART# 2312)
- 13 PVC CORNER PLUG (PART# 3012)
- 14 PRESSURE EQUALIZED AIR CHAMBER
- 15 DRAINAGE HOLES
- 16 CONTINUOUS CAULKING AT JOINTS

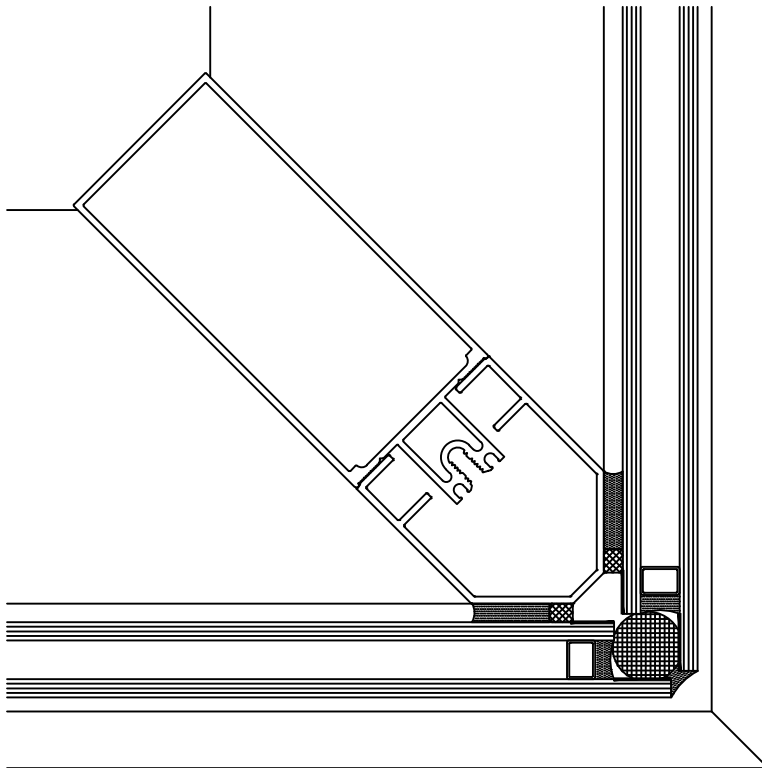


ISOMETRIC OF JUNCTION BETWEEN
HORIZONTAL & VERTICAL MEMBERS



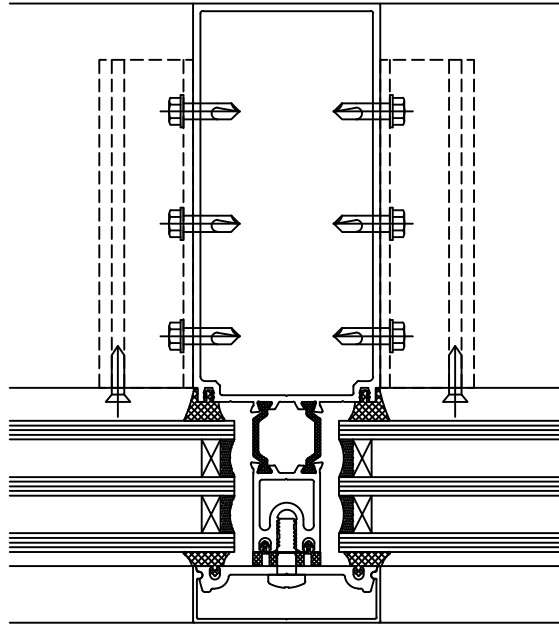
21

VERTICAL
MULLION



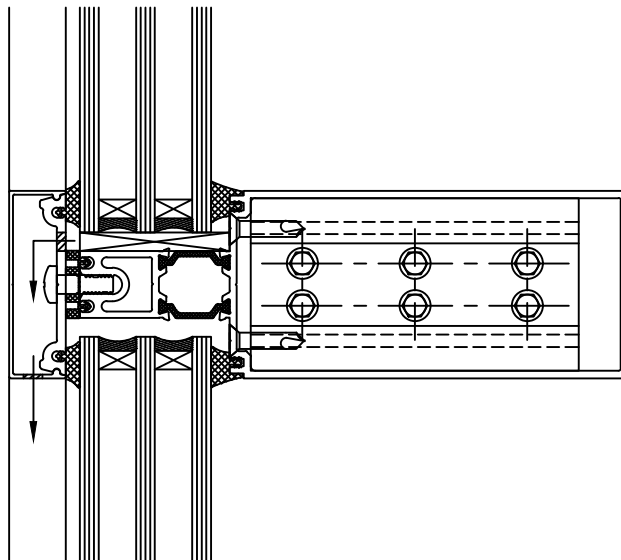
20

CORNER
MULLION



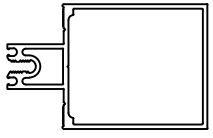
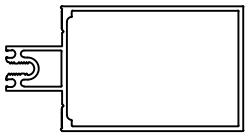




1

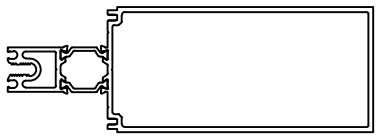
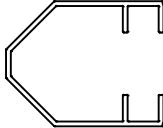


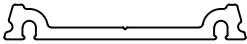

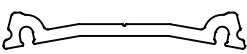
VERTICAL
MULLION



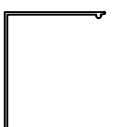


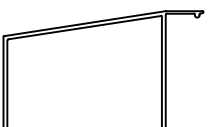




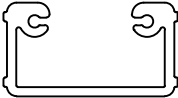
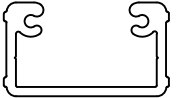
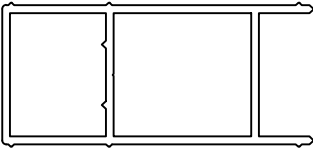
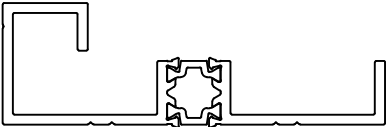
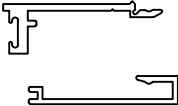

2

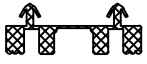

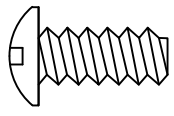
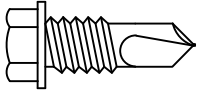

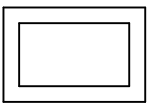
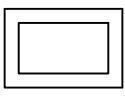
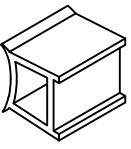
HORIZONTAL
MULLION

PART	PART NO.	DESCRIPTION
	3401	64mm x 73mm horizontal and vertical mullion (2 1/2" x 2 7/8")
	3402	64mm x 92mm horizontal and vertical mullion (2 1/2" x 3 5/8")
	3403	64mm x 135mm horizontal and vertical mullion (2 1/2" x 5 5/16")
	3403S	64mm x 135mm vertical 160° mullion (2 1/2" x 5 5/16")
	3404	64mm x 135mm vertical mullion for structural glazing (2 1/2" x 5 5/16")
	3405	64mm x 190mm horizontal and vertical mullion (2 1/2" x 7 1/2")

PART	PART NO.	DESCRIPTION
	3406	64mm x 135mm triple glazed horizontal and vertical mullion (2 1/2" x 5 5/16")
	3407	Structurally glazed adapter for 90° corner
	3408	64mm x 210mm horizontal and vertical mullion (2 1/2" x 8 1/4")
	3409	64mm x 210mm vertical mullion for structural glazing (2 1/2" x 8 1/4")
	3410	Standard pressure plate
	3410F	Optional fibreglass pressure plate for better thermal performance
	3410S	Splayed pressure plate for 160° mullion

PART	PART NO.	DESCRIPTION
	3411	Standard snap on cap 64mm x 19mm (2 1/2" x 3/4")
	3412	Optional snap on cap 64mm x 32mm (2 1/2" x 1 1/4")
	3413	Optional snap on cap 64mm x 51mm (2 1/2" x 2")
	3414	Optional snap on cap 64mm x 64mm (2 1/2" x 2 1/2")
	3415	Optional snap on cap 64mm x 76mm (2 1/2" x 3")
	3416	Optional snap on cap 64mm x 102mm (2 1/2" x 4")
	3417	Optional snap on cap 64mm x 121mm (2 1/2" x 4 3/4")

PART	PART NO.	DESCRIPTION
	3419	Adapter for triple glazing
	3421	Shearblocks for standard 2 1/2" mullions (2 7/8", 3 5/8" & 5 1/4")
	3422	Shearblocks for optional 2 1/2" mullions (7 1/2" & 8 1/4")
	3423	Expansion/splice sleeve for 5 1/4" mullion
	3021	Thermally broken door adapter for curtain wall framing
	3215 3216	two piece door stop & snap on cap
	C-1013	Thermal break for 2 1/2" curtain wall 3400 series

PART	PART NO.	DESCRIPTION
	C-1014	Thermal break for 2 1/2" structurally glazed 3400 series curtain wall
	C-1009	Pressure plate exterior gasket 3600 and 3400 series
	2462	1/4 - 20 x 3/4" zinc plated pressure plate screw
	2521	#10 - 16 x 3/4" zinc plated P.S.Tek screw for shearblock - 4 per shearblock
	2312	#10 x 3/4" zinc plated F.S.T. screw for shearblock - 2 per shearblock
	3015	1 1/8" x 3/4" rigid PVC pocket filler
	3016	1" x 5/8" rigid PVC pocket filler
	3012	EPDM Corner plug